



CONCRETE LOOK

FLOOR

BEE HIVE™ MEDLEY

COLORBODY™ PORCELAIN



Edal
IMAGINE WHAT'S POSSIBLE

FLOOR

BEE HIVE™ MEDLEY

COLORBODY™ PORCELAIN

Medley of Options

Bee Hive Medley™ delivers a mid-sized hexagon bringing visual interest to concrete look monochromatic fields with stunning colors, 3-D graphics, and geometric patterns. This durable ColorBody™ porcelain tile offers design freedom in a classic, yet trending format.

• NEW FORMATS

- 8.5 x 10 size for smaller hexagon patterned walls and floors
- Suitable for a 3/16" grout joint on the floor

• FLEXIBLE STYLING

- Seven solid colors – four neutrals, three accent colors
- Available in Sun pattern, Multi-Plex, 3-D Cube, and color blocking combination patterns
- Concrete look for contemporary design

CONCRETE LOOK

USAGE



SPECIAL FEATURES

SEE CHARTS FOR FULL
PRODUCT DETAILS

Cover photo features Bee Hive™ Medley Cube Negative hexagon on the wall.
Above photo features Bee Hive™ Medley Sun Green & Blue hexagon on the floor.

CONCRETE LOOK

FLOOR
BEE HIVE™ MEDLEY
COLORBODY™ PORCELAIN

SIZES:




8-1/2 x 10
Floor Tile




8-1/2 x 10
Deco Tile

FINISHES: MATTE


SOLIDS




WHITE P006 (1)*




ASHGREY P009 (1)




GREY P010 (1)




BLACK P011 (1)



MARSALA P040 (2)



BLUE P041 (2)




GREEN P042 (2)


* P006 White is intended to coordinate
at 90 degrees for Bee Hive and
Bee Hive Medley

(1) and (2) indicate price group, (1) being
the least expensive.


DECORATIVE




SUN MARSALA P043



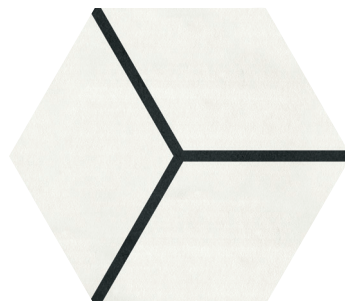
SUN GREEN & BLUE P044




MULTIPLEX BLUE/TAUPE P045



MULTIPLEX BLACK/WHITE P046



CUBE POSITIVE P047



CUBE NEGATIVE P048



SLIP RESISTANT



WATERPROOF



STAINPROOF



DENTPROOF



SCRATCH-RESISTANT[†]
[†]Applicable to products with Matte and
Textured Finishes



FIRE-RESISTANT[†]
[†]Not Applicable to Mesh-Mounted
Mosaics





CLIMATEPRO™



SIMPLICLEAN™

VISIT THE WHY TILE PAGE AT WWW.DAL TILE.COM FOR A COMPLETE LIST OF QUALIFICATIONS AND EXCLUSIONS.

SIZES

			Thickness	Sq. Ft./ Carton	Pieces/ Carton
	8-1/2 x 10 Floor Tile	(9-3/4" x 8-1/2") (24.77 cm x 21.59 cm)	3/8"	3.98	9
	8-1/2 x 10 Deco Tile	(9-3/4" x 8-1/2") (24.77 cm x 21.59 cm)	3/8"	3.98	9

APPLICATIONS

	Target DCOF wet	Suitable
Dry & Level – Interior Floor	N/A	✓
Wet & Level – Interior Floor	≥ 0.42	✓
Shower Floors (Residential or Light Commercial)	≥ 0.42	
Exterior Floor Applications (including pool decking & other wet areas with minimal footwear)	≥ 0.60	
Ramps & Inclines	≥ 0.65	
Walls/Backsplashes	N/A	✓
Countertops	N/A	✓
Pool Linings	N/A	

A DCOF value of ≥0.42 is the standard for tiles specified for level interior spaces expected to be walked upon when wet, as stated in ANSI A137.1-A326.3. For more information about DCOF and the DCOF AcuTest™, visit daltille.com/DCOF.

APPLICATION NOTES:

Suitable for exterior applications in freezing and non-freezing climates, when proper installation methods are followed.

INSTALLATION

Grout Joint Recommendation	Shade Variation
Floor: 3/16"	 Medium (V2)

PERFORMANCE CHARACTERISTICS

	ASTM#	Result
Water Absorption	C373	< 0.5%
Breaking Strength	C648	> 275 lbs
Scratch Hardness	MOHS	8.0
Chemical Resistance	C650	Resistant

For additional information on test results, visit us at: daltille.com/information/TestResults.

DURABILITY

Floor Surface Wear Resistance			
1	Residential Bathrooms	3	All Residential / Light Commercial
2	All Residential Areas	④	All Residential / Commercial

NOTES

Since there are variations in all fired ceramic and natural products, tile and trim supplied for your particular installation may not match samples. Final confirmation should be made from actual tiles and trim prior to installation. Manufactured in accordance with ANSI A137.1 standards.

Not for use on ramps. Water, oil, grease, improper drainage and certain footwear can create slippery conditions. Floor applications expected to be exposed to these conditions require extra caution in product selection.

For additional information refer to “Factors to Consider” at: daltille.com/Factors.

Special care should be taken when grouting with dark pigmented colors. A grout release is recommended to prevent finely powdered pigments from lodging in the pores of the surface. Use of a latex modified thin-set is recommended for installation.

 PRE-CONSUMER
RECYCLED MATERIALS

All or select items within this series meet the requirements for these qualifications. For more information, visit daltille.com.

Professional
TILE SOLUTIONS