



DECORATIVE

# LUCENT SKIES™

GLASS & ALUMINUM MOSAICS

 **daltile**®  
IMAGINE WHAT'S POSSIBLE™



Cover and above photos feature Lucent Skies™ Sunlit Dawn 3/8 x 4 mosaic on the wall.

## Peer Out Into The Horizon

Inspired by the sky's ever-changing movements and colors, Lucent Skies™ brings transcendent beauty to wall design. An opalescent color palette sparkles effortlessly in the light, captivating with a stacked mosaic design. When your wall needs to capture the eye and spirit, Lucent Skies delivers celestial, timeless beauty.

- EFFORTLESS DESIGN
  - Featured in five shimmering color blends
  - Mosaics are crafted from frosted and polished glass and brushed aluminum
  - Can be cut into strips for exciting borders and decorative accents
- MADE TO LAST
  - Aluminum is treated with water-protectant coating, made for wet applications
  - Suitable for shower walls and tub surrounds

### USAGE

Floors

Walls

Countertops




W



Professional  
TILE SOLUTIONS

3/8 x 4 MOSAIC




CELESTIAL WINTER LS08



SUNLIT DAWN LS09



NIGHTFALL LUSTER LS10



TWILIGHT GLEAM LS11




CRIMSON DUSK LS12

DECORATIVE

# LUCENT SKIES™

GLASS & ALUMINUM MOSAICS

## SIZES

	Thickness	Sq. Ft./ Carton	Pieces/ Carton
 3/8 x 4 Mosaic (Mesh-mounted on 12" x 12" Sheet)	5/16"	11.00	11
(12-1/8" x 11-7/8" Sheet) (30.87 cm x 30.16 cm Sheet)			

## APPLICATIONS


	Target DCOF wet	Suitable
Dry & Level – Interior Floor	N/A	
Wet & Level – Interior Floor	≥ 0.42	
Shower Floors (Residential or Light Commercial)	≥ 0.42	
Exterior Floor Applications (including pool decking & other wet areas with minimal footwear)	≥ 0.60	
Ramps & Inclines	≥ 0.65	
Walls/Backsplashes	N/A	✓
Countertops	N/A	
Pool Linings	N/A	

A DCOF value of ≥ 0.42 is the standard for tiles specified for level interior spaces expected to be walked upon when wet, as stated in ANSI A137.1-2012, Section 9.6. For more information about DCOF and the DCOF AcuTest™, visit [daltille.com/DCOF](http://daltille.com/DCOF).

### APPLICATION NOTES:

Suitable for exterior applications in freezing and non-freezing climates, when proper installation methods are followed.

## INSTALLATION

Grout Joint Recommendation	Shade Variation
1/8" Approximately	 Random (V4)

## PERFORMANCE CHARACTERISTICS

	ASTM#	Result
Water Absorption	C373	< 0.5%
Breaking Strength	C648	> 100 lbs
Scratch Hardness	MOHS	4.0
Chemical Resistance	C650	Resistant
Abrasion Resistance	C1027	N/A

For additional information on test results, visit us at: [daltille.com/information/TestResults](http://daltille.com/information/TestResults).

## NOTES

For additional information refer to "Factors to Consider" at: [daltille.com/Factors](http://daltille.com/Factors).

Random visuals enhance the natural beauty of this product. To achieve optimal results, all tile should be selected from multiple cartons and shading and graphic arrangement planned prior to installation.

Since there are variations in all glass products, tile and trim supplied for your particular installation may not match samples. Final confirmation should be made from actual tiles and trim prior to installation. Manufactured in accordance with ANSI A137.2 standards.

Use of a white latex modified thin-set is recommended for installation.



DESIGNED TO HELP EARN LEED™ CREDITS. For more detailed information, visit [daltillegreenworks.com](http://daltillegreenworks.com).



SCAN QR CODE FOR PRODUCT INFORMATION

Get a QR Code reader at: [GET.DALTILE.COM](http://GET.DALTILE.COM)



7834 C. F. Hawn Freeway,  
Dallas, Texas 75217 | 1.800.933.TILE

To view the complete collection of Daltille® products and information, visit our website at [daltille.com](http://daltille.com).



IMAGINE WHAT'S POSSIBLE™

©2017 Daltille (4/17)