



FLOOR

**SANTINO™**  
COLORBODY™ PORCELAIN

 **daltile®**  
IMAGINE WHAT'S POSSIBLE™





Above and cover photos feature Santino™ Bianco 12 x 24 field tile in a grid pattern on the floor.

## The Elegant Look of Travertine Paired with Ultimate Durability

### USAGE

Floors

Walls

Countertops

F

W

C

The elegant style of Santino™ was inspired by the beautiful variances of travertine veining, natural wood grain and fabric weaves. Complete with a natural color palette, this contemporary flooring is perfect for architects, designers and homeowners alike.

- **UNIQUE AND VISUAL SURFACE**
  - Inspired by the beautiful variances of travertine veining, natural wood grain and fabric weaves
  - Gorgeous reflective shimmer in the veining of the textured surface
- **ELEGANT, YET DURABLE**
  - Contemporary colors ranging from a crisp white to a cool dark grey
  - Available in large-format and popular linear sizes for broad, open spaces
  - Ideal for residential and commercial spaces wanting style and durability

**IE** TRU-EDGE™

All or select items within this series meet the requirements for these qualifications. For more information visit [daltile.com](http://daltile.com).

**CERTIFIED**  
**PORCELAIN**  
TILE  
0.5% or less water absorption

FLOOR TILE



BIANCO PURO SN13



BIANCO SN06



CHIARO SN07




BRUNO SN09



GRIGIO SN08



GRIGIO CALDO SN14



NERO SN15






FLOOR

# SANTINO™

COLORBODY™ PORCELAIN

## SIZES

			Thickness	Sq. Ft./ Carton	Pieces/ Carton
	18 x 36 Floor Tile	(17-1/2" x 35-3/16") (44.50 cm x 89.32 cm)	3/8"	17.39	4
	18 x 18 Floor Tile*	(17-1/2" x 17-1/2") (44.50 cm x 44.50 cm)	3/8"	17.39	8
	12 x 24 Floor Tile	(11-5/8" x 23-3/8") (29.56 cm x 59.44 cm)	3/8"	15.28	8
	6 x 24 Floor Tile*	(5-3/4" x 23-3/8") (14.62 cm x 59.44 cm)	3/8"	10.67	11

\* Available in SN06, SN07, SN08 & SN09 only

## APPLICATIONS




	Target DCOF wet	Suitable
Dry & Level – Interior Floor	N/A	✓
Wet & Level – Interior Floor	≥ 0.42	✓
Shower Floors (Residential or Light Commercial)	≥ 0.42	
Exterior Floor Applications (including pool decking & other wet areas with minimal footwear)	≥ 0.60	
Ramps & Inclines	≥ 0.65	
Walls/Backsplashes	N/A	✓
Countertops	N/A	✓
Pool Linings	N/A	

A DCOF value of ≥ 0.42 is the standard for tiles specified for level interior spaces expected to be walked upon when wet, as stated in ANSI A137.1-2012, Section 9.6. For more information about DCOF and the DCOF AcuTest™, visit [daltille.com/DCOF](http://daltille.com/DCOF).

### APPLICATION NOTES:


Suitable for exterior applications in freezing and non-freezing climates, when proper installation methods are followed.

## TRIM

	Type	Number	Size	Pieces/ Carton
	Bullnose	S-44H9	4 x 18	10
	Cove Base	S-36C9TB	6 x 12	20
	Cove Base Outcorner	SC-36C9TB	1 x 6	10

Cove base trim is intended to coordinate with floor tile in the standard 90-degree installation position.

## INSTALLATION

Grout Joint Recommendation	Shade Variation
1/8" (3/16" when installing tile with a length 15" or greater in a staggered brick-joint pattern; overlap should not exceed 33%)	 High (V3)

## PERFORMANCE CHARACTERISTICS

	ASTM#	Result
Water Absorption	C373	< 0.5%
Breaking Strength	C648	> 275 lbs
Scratch Hardness	MOHS	8.0
Chemical Resistance	C650	Resistant
Abrasion Resistance	C1027	N/A

For additional information on test results, visit us at: [daltille.com/information/TestResults](http://daltille.com/information/TestResults).

## NOTES

Since there are variations in all fired ceramic and natural products, tile and trim supplied for your particular installation may not match samples. Final confirmation should be made from actual tiles and trim prior to installation. Manufactured in accordance with ANSI A137.1 standards.

Not for use on ramps. Water, oil, grease, improper drainage and certain footwear can create slippery conditions. Floor applications expected to be exposed to these conditions require extra caution in product selection.

For additional information refer to "Factors to Consider" at: [daltille.com/Factors](http://daltille.com/Factors).

Special consideration needs to be given when installing tiles greater than 15 inches. Please refer to [daltille.com/LargeTiles](http://daltille.com/LargeTiles) for more information.

Special care should be taken when grouting with dark pigmented colors. A grout release is recommended to prevent finely powdered pigments from lodging in the pores of the surface. Use of a latex modified thin-set is recommended for installation.



DESIGNED TO HELP EARN LEED™ CREDITS. For more detailed information, visit [daltillegreenworks.com](http://daltillegreenworks.com).

7834 C.F. Hawn Freeway,  
Dallas, Texas 75217 | 1.800.933.TILE

To view the complete collection of Daltille® products and information, visit our website at [daltille.com](http://daltille.com).



IMAGINE WHAT'S POSSIBLE™

©2018 Daltille (2/18.1)