



FLOOR

FABRIQUE™
COLORBODY™ PORCELAIN

 **daltile®**
IMAGINE WHAT'S POSSIBLE™



Cover photo featured in THE NEW AMERICAN HOME.
Photo features Fabrique™ Noir Linen 12 x 24 floor tile and 2 x 2 mosaic on shower wall.
Above photo featured in THE NEW AMERICAN HOME.
Photo features Fabrique™ Soleil Linen 24 x 24 unpolished on the floor.

Create a Design with a Delicate Fabric Touch

Fabrique combines the detail of fine fabrics with porcelain flooring that creates an atmosphere as rich and intricate as handcrafted linen. Taking cues from different textures and colors, the Fabrique collection draws inspiration from the way fabric moves and allows you to bring a delicate elegance to any space.

- TEXTURAL INSPIRATION
 - Inspired by the flow of fabric
 - Fabric visual adds a delicate elegance to design
- ELEGANT DESIGN OPTIONS
 - Linear pattern ideal for designs that call for a continuous look
 - Large-format and linear sizes available for more design options



LINEAR OPTIONS



TRU-EDGE

All or select items within this series meet the requirements for these qualifications. For more information visit daltile.com.



USAGE

Floors

Walls

Countertops

F

W

C

FLOOR TILE



SOLEIL LINEN P687



Close-up
of Floor Tile




BLANC LINEN P685



CRÈME LINEN P686



GRIS LINEN P690



BRUN LINEN P691





NOIR LINEN P689

FABRIQUE™




COLORBODY™ PORCELAIN

SIZES

			Thickness	Sq. Ft./ Carton	Pieces/ Carton
	24 x 24 Floor Tile•	(23-3/8" x 23-3/8") (59.44 cm x 59.44 cm)	3/8"	15.28	4
	12 x 24 Floor Tile	(11-5/8" x 23-3/8") (29.56 cm x 59.44 cm)	3/8"	15.28	8
	12 x 12 Floor Tile•	(11-5/8" x 11-5/8") (29.56 cm x 29.56 cm)	3/8"	10.23	11
	2 x 2 Mosaic• (Mesh-mounted)	(11-3/4" x 11-3/4") Sheet (29.56 cm x 29.56 cm Sheet)	3/8"	11.40	12

• Available in Unpolished only

LINEAR OPTIONS™ SIZES

			Sq. Ft./ Carton	Pieces/ Carton
	6 x 24 Floor Tile	(5-3/4" x 23-3/8") (14.63 cm x 59.44 cm)	10.65	11
	4 x 24 Floor Tile	(3-13/16" x 23-3/8") (9.73 cm x 59.44 cm)	6.46	10
	2 x 24 Floor Tile	(1-13/16" x 23-3/8") (4.67 cm x 59.44 cm)	6.66	20

Additional linear and rectangular sizes available through Linear Options™, Daltile's linear cutting service. Visit daltile.com/LinearOptions for size and order information.

APPLICATIONS

	Target DCOF wet	Suitable
Dry & Level – Interior Floor	N/A	✓
Wet & Level – Interior Floor	≥ 0.42	✓*
Shower Floors (Residential or Light Commercial)	≥ 0.42	✓**
Exterior Floor Applications (including pool decking & other wet areas with minimal footwear)	≥ 0.60	
Ramps & Inclines	≥ 0.65	
Walls/Backsplashes	N/A	✓
Countertops	N/A	✓
Pool Linings	N/A	✓**

A DCOF value of ≥ 0.42 is the standard for tiles specified for level interior spaces expected to be walked upon when wet, as stated in ANSI A137.1-2012, Section 9.6. For more information about DCOF and the DCOF AcuTest™, visit daltile.com/DCOF.


APPLICATION NOTES:

Suitable for exterior applications in freezing and non-freezing climates, when proper installation methods are followed.

* Unpolished only


** Mosaic tile only

TRIM

Type	Number	Size	Pieces/ Carton
 Bullnose	S-43C9	3 x 12	30

Bullnose also available in horizontal design in all colors via Special Order.

INSTALLATION

Grout Joint Recommendation	Shade Variation
Floor: 1/8" (3/16" when installing tile with a length 15" or greater in a staggered brick-joint pattern; overlap should not exceed 33%)	 Medium (V2)
Mosaic: 1/8"	

PERFORMANCE CHARACTERISTICS

	ASTM#	Result
Water Absorption	C373	< 0.5%
Breaking Strength	C648	> 275 lbs
Scratch Hardness	MOHS	8.0
Chemical Resistance	C650	Resistant
Abrasion Resistance	C1027	N/A

For additional information on test results, visit us at: daltile.com/information/TestResults.

NOTES

Since there are variations in all fired ceramic and natural products, tile and trim supplied for your particular installation may not match samples. Final confirmation should be made from actual tiles and trim prior to installation. Manufactured in accordance with ANSI A137.1 standards.

Not for use on ramps. Water, oil, grease, improper drainage and certain footwear can create slippery conditions. Floor applications expected to be exposed to these conditions require extra caution in product selection.

For additional information refer to "Factors to Consider" at: daltile.com/Factors.

Special consideration needs to be given when installing tiles greater than 15 inches. Please refer to daltile.com/LargeTiles for more information.

Manufacturer Advisory: All tile is measured by the DCOF AcuTest™ method. Tiles with DCOF values <0.42 are not recommended for use in areas with wet or slippery conditions. For more information, see ANSI standard A137.1 section 6.2.2.1.10, available at www.tileusa.com.

Special care should be taken when grouting with dark pigmented colors. A grout release is recommended to prevent finely powdered pigments from lodging in the pores of the surface. Use of a latex modified thin-set is recommended for installation.



DESIGNED TO HELP EARN LEED™
CREDITS. For more detailed information,
visit daltilegreenworks.com.

7834 C. F. Hawn Freeway,
Dallas, Texas 75217 | 1.800.933.TILE

To view the complete collection of
Daltile® products and information,
visit our website at daltile.com.

daltile®
IMAGINE WHAT'S POSSIBLE™
©2018 Daltile (3/18)