



FLOOR

## EMERSON WOOD™

COLORBODY™ PORCELAIN FLOOR & 3D CUBE MOSAIC  
WITH STEPWISE™ TECHNOLOGY & 2 x 2 GLAZED CERAMIC MOSAIC

 **daltile**®  
IMAGINE WHAT'S POSSIBLE™





Cover photo features Emerson Wood™ Hickory Pecan 6 x 48 on the wall in a chevron pattern and Brazilian Walnut 6 x 48 on the floor in a staggered brick-joint pattern. Above photo features Emerson Wood™ Ash White 3D Cube mosaic on the floor.

## Modern Restoration

Enrich a contemporary design with the organic look of Emerson Wood™. Emerson Wood features a subtle wirebrush effect over the graining to achieve an authentic cerused wood texture and visual. Combine all three plank sizes and add the 3D cube mosaic to elevate your space with visual interest and style. Floor tile and 3D cube mosaic feature StepWise™ technology making Emerson Wood a proven winner for outdoor spaces.

- **AUTHENTIC WOOD LOOK**
  - Subtle wirebrush effect accentuates the wood grain within each of the five natural colors
  - Floor tile and 3D cube mosaic feature StepWise™ technology offering increased safety and slip resistance for exterior applications
- **EXCLUSIVE FORMATS**
  - Floor tile offered in three extra-long plank sizes: 12 x 48, 8 x 48 and 6 x 48
  - 3D Cube mosaic suitable for exterior applications and 2 x 2 mosaic suitable for shower floors

-  **POST-CONSUMER RECYCLED MATERIALS**
-  **PRE-CONSUMER RECYCLED MATERIALS**
-  **MADE IN THE U.S.A.**
-  **REVEAL IMAGING®**
-  **TRU-EDGE™**
-  **STEPWISE™**

All or select items within this series meet the requirements for these qualifications. For more information visit [daltille.com](http://daltille.com).

**CERTIFIED**  
 **RCELAIN™**  
TILE  
0.5% or less water absorption

### USAGE

Floors      Walls      Countertops

**F**      **W**      **C**

COLORBODY™ PORCELAIN FLOOR TILE with STEPWISE™




ASH WHITE EP06




BUTTER PECAN EP01



BALSAM FIR EP04



HICKORY PECAN EP05



CLOSE UP



BRAZILIAN WALNUT EP03

COLORBODY™ PORCELAIN 3D CUBE MOSAIC with STEPWISE™



ASH WHITE EP06



BUTTER PECAN EP01



BALSAM FIR EP04




HICKORY PECAN EP05




BRAZILIAN WALNUT EP03


GLAZED CERAMIC 2 x 2 MOSAIC




ASH WHITE EP06




BUTTER PECAN EP01



BALSAM FIR EP04



HICKORY PECAN EP05



BRAZILIAN WALNUT EP03



FLOOR

# EMERSON WOOD™

COLORBODY™ PORCELAIN FLOOR & 3D CUBE MOSAIC with STEPWISE™ TECHNOLOGY  
& 2 x 2 GLAZED CERAMIC MOSAIC

## 3D CUBE MOSAIC PATTERN GUIDE



WHEN INSTALLING THE 3D CUBE MOSAIC, PLEASE MAKE SURE THE DIAMONDS CREATE A ROW LIKE SHOWN TO CREATE THE DESIRED 3D CUBE MOSAIC PATTERN.

GROUT JOINT RECOMMENDATION: 1/8"



Photo features Emerson Wood™ Ash White 3D Cube mosaic on the floor.

## EMERSON WOOD™

COLORBODY™ PORCELAIN FLOOR & 3D CUBE MOSAIC with STEPWISE™ TECHNOLOGY &  
2 x 2 GLAZED CERAMIC MOSAIC

## SIZES

			Thickness	Sq. Ft./ Carton	Pieces/ Carton
	12 x 48 Floor Tile	(11-5/8" x 46-15/16") (29.56 cm x 119.30 cm))	3/8"	11.40	3
	8 x 48 Floor Tile	(7-3/4" x 46-15/16") (19.71 cm x 119.30 cm)	3/8"	15.18	6
	6 x 48 Floor Tile	(5-3/4" x 46-15/16") (14.71 cm x 119.30 cm)	3/8"	15.12	8
	3D Cube Mosaic† (Mesh-mounted)	(11-1/2" x 11-1/2" Sheet ) (29.21 cm x 29.21 cm Sheet)	3/8"	7.13	10
	2 x 2 Mosaic (Dot-mounted)	(12" x 24" Sheet) (30.48 cm x 60.96 cm Sheet)	1/4"	24.00	12

† 3D Cube mosaic with StepWise™ technology requires special installation considerations. Please refer to [daltile.com/EmersonWood](http://daltile.com/EmersonWood) for more information.

## APPLICATIONS

	Target DCOF wet	Suitable
Dry & Level – Interior Floor	N/A	✓
Wet & Level – Interior Floor	≥ 0.42	✓
Shower Floors (Residential or Light Commercial)	≥ 0.42	✓*
Exterior Floor Applications (including pool decking & other wet areas with minimal footwear)	≥ 0.60	✓**
Ramps & Inclines	≥ 0.65	
Walls/Backsplashes	N/A	✓
Countertops	N/A	✓
Pool Linings	N/A	✓*

A DCOF value of ≥ 0.42 is the standard for tiles specified for level interior spaces expected to be walked upon when wet, as stated in ANSI A137.1-2012, Section 9.6. For more information about DCOF and the DCOF AcuTest™, visit [daltile.com/DCOF](http://daltile.com/DCOF).

## APPLICATION NOTES:


Floor and 3D Cube mosaic tile suitable for exterior applications in freezing and non-freezing climates, when proper installation methods are followed.

2 x 2 mosaic tile suitable for exterior applications in non-freezing climates, when proper installation methods are followed.

\* 2 x 2 mosaic tile only

\*\* Floor and 3D Cube mosaic tile with StepWise™ technology only.  
For more information, visit [daltile.com/StepWise](http://daltile.com/StepWise).

## INSTALLATION

Grout Joint Recommendation	Shade Variation
<p><b>Floor:</b> 1/8" (3/16" when installing tile with a length 15" or greater in a staggered brick-joint pattern; overlap should not exceed 33%).</p> <p><b>Mosaic:</b> 1/8"</p>	 Random (V4)

## PERFORMANCE CHARACTERISTICS

	ASTM#	Floor/3D Cube Result	2 x 2 Mosaic Result
Water Absorption	C373	< 0.5%	< 3.0%
Breaking Strength	C648	> 275 lbs	> 250 lbs
Scratch Hardness	MOHS	8.0	8.0
Chemical Resistance	C650	Resistant	Resistant
Abrasion Resistance	C1027	N/A	3

For additional information on test results, visit us at: [daltile.com/information/TestResults](http://daltile.com/information/TestResults).

## NOTES

Since there are variations in all fired ceramic and natural products, tile and trim supplied for your particular installation may not match samples. Final confirmation should be made from actual tiles and trim prior to installation. Manufactured in accordance with ANSI A137.1 standards.

Not for use on ramps. Water, oil, grease, improper drainage and certain footwear can create slippery conditions. Floor applications expected to be exposed to these conditions require extra caution in product selection.

For additional information refer to "Factors to Consider" at: [daltile.com/Factors](http://daltile.com/Factors).

Random visuals enhance the natural beauty of this product. To achieve optimal results, all tile should be selected from multiple cartons and shading and graphic arrangement planned prior to installation.

Special consideration needs to be given when installing tiles greater than 15 inches. Please refer to [daltile.com/LargeTiles](http://daltile.com/LargeTiles) for more information.

Special care should be taken when grouting with dark pigmented colors. A grout release is recommended to prevent finely powdered pigments from lodging in the pores of the surface. Use of a latex modified thin-set is recommended for installation.



DESIGNED TO HELP EARN LEED™  
CREDITS. For more detailed information,  
visit [daltilegreenworks.com](http://daltilegreenworks.com).

7834 C.F. Hawn Freeway,  
Dallas, Texas 75217 | 1.800.933.TILE

To view the complete collection of  
Daltile® products and information,  
visit our website at [daltile.com](http://daltile.com).

 **daltile**®

IMAGINE WHAT'S POSSIBLE™

©2018 Daltile (2/18.1)