



FLOOR

CHORD™

COLORBODY™ PORCELAIN with REVEAL IMAGING®

 **daltile®**
IMAGINE WHAT'S POSSIBLE™



Cover photo features Chord™ Forte Grey 24 x 24 floor tile and 12 x 24 decorative accent in a chevron pattern on the floor. Above photo features Chord™ Rhythm Brown 24 x 24 floor tile and 12 x 24 decorative accent in a chevron pattern on the floor with Sonata White 3" triangle mosaic on the wall.

Strike a Chord

March to your own beat with the melodious collection, Chord™. Find rhythm in the appeal of the 12 x 24 decorative accent which succeeds as a solo or duets beautifully with floor tile. Three colors offered in a plaster graphic and three colors offered in a cement visual are all available in unpolished and light polished finishes. A three-inch triangle mosaic is the final note in this harmonious composition.

- **RESONATING DEPTH**
 - Three light colors feature a plaster graphic and random gloss application that adds a reflective element
 - Three dark colors in a cement visual worn by time and nature
 - All colors available in unpolished and light polished finishes
- **NOTABLE OFFERING**
 - 12 x 24 decorative accent that can be paired with floor tile or used as a stand-alone design
 - Distinct three-inch triangle mosaic available in all six colors

 **PRE-CONSUMER RECYCLED MATERIALS**

 **MADE IN THE U.S.A.**

 **REVEAL IMAGING®**

 **TRU-EDGE™**

All or select items within this series meet the requirements for these qualifications. For more information visit daltile.com.

 **CERTIFIED PORCELAIN TILE**
0.5% or less water absorption

USAGE

Floors	Walls	Countertops
F	W	C

FLOOR TILE

Available in Light Polished & Unpolished


PLASTER VISUAL



SONATA WHITE CH20



ALLEGRO BEIGE CH21



CANON GREY CH22

CEMENT VISUAL



FORTE GREY CH25



RHYTHM BROWN CH23



BARITONE BROWN CH24

TEXTURED DECORATIVE ACCENT

Available in Unpolished only

PLASTER VISUAL



SONATA WHITE CH20




ALLEGRO BEIGE CH21



CANON GREY CH22


CEMENT VISUAL



FORTE GREY CH25



RHYTHM BROWN CH23



BARITONE BROWN CH24

FLOOR

CHORD™

COLORBODY™ PORCELAIN with REVEAL IMAGING®

DECORATIVE ACCENT PATTERN OPTIONS
(SHOWN IN ALLEGRO BEIGE)



OPTION 1: CHEVRON PATTERN



OPTION 2: DIAMOND PATTERN

3" TRIANGLE MOSAIC

Available in Unpolished only




SONATA WHITE CH20



ALLEGRO BEIGE CH21



CANON GREY CH22



FORTE GREY CH25



RHYTHM BROWN CH23



BARITONE BROWN CH24

SIZES

			Thickness	Sq. Ft./ Carton	Pieces/ Carton
	24 x 48 Floor Tile	(23-3/8" x 46-15/16") (59.44 cm x 119.30 cm)	3/8"	15.26	2
	24 x 24 Floor Tile	(23-3/8" x 23-3/8") (59.44 cm x 59.44 cm)	3/8"	15.20	4
	12 x 24 Floor Tile	(11-5/8" x 23-3/8") (29.56 cm x 59.44 cm)	3/8"	15.12	8
	12 x 24 Textured Decorative Accent†	(11-5/8" x 23-3/8") (29.56 cm x 59.44 cm)	3/8"	15.12	8
	3" Triangle Mosaic† (Mesh-mounted)	(11-5/8" x 14-1/2" Sheet) (29.53 x 36.83 cm Sheet)	3/8"	5.95	5

TRIM

Type	Number	Size	Pieces/ Carton
 Floor Bullnose	P-43C9	3 x 24	30
 Cove Base†	P-36C9T	6 x 12	22
 Cove Base Corner†	PC-36C9T	1 x 6	15

Cove base trim is intended to coordinate with floor tile in the standard 90-degree installation position.

† Unpolished only

APPLICATIONS

	Target DCOF wet	Suitable
Dry & Level – Interior Floor	N/A	✓
Wet & Level – Interior Floor	≥ 0.42	✓*
Shower Floors (Residential or Light Commercial)	≥ 0.42	✓**
Exterior Floor Applications (including pool decking & other wet areas with minimal footwear)	≥ 0.60	
Ramps & Inclines	≥ 0.65	
Walls/Backsplashes	N/A	✓
Countertops	N/A	✓
Pool Linings	N/A	✓**

A DCOF value of ≥ 0.42 is the standard for tiles specified for level interior spaces expected to be walked upon when wet, as stated in ANSI A1371-2012, Section 9.6. For more information about DCOF and the DCOF AcuTest™, visit daltile.com/DCOF.

APPLICATION NOTES:

Suitable for exterior applications in freezing and non-freezing climates when proper installation methods are followed.


* Unpolished floor and mosaic tile only

** Mosaic tile only



DESIGNED TO HELP EARN LEED™ CREDITS. For more detailed information, visit daltilegreenworks.com.

INSTALLATION

Grout Joint Recommendation	Shade Variation
Floor: 1/8" (3/16" when installing tile with a length 15" or greater in a staggered brick-joint pattern; overlap should not exceed 33%.) Mosaic: 1/8"	 High (V3)

PERFORMANCE CHARACTERISTICS

	ASTM#	Result
Water Absorption	C373	< 0.5%
Breaking Strength	C648	> 275 lbs
Scratch Hardness	MOHS	8.0
Chemical Resistance	C650	Resistant
Abrasion Resistance	C1027	N/A

For additional information on test results, visit us at: daltile.com/information/TestResults.

NOTES

Since there are variations in all fired ceramic and natural products, tile and trim supplied for your particular installation may not match samples. Final confirmation should be made from actual tiles and trim prior to installation. Manufactured in accordance with ANSI A1371 standards.

Not for use on ramps. Water, oil, grease, improper drainage and certain footwear can create slippery conditions. Floor applications expected to be exposed to these conditions require extra caution in product selection.

For additional information refer to "Factors to Consider" at: daltile.com/Factors.

Special consideration needs to be given when installing tiles greater than 15 inches. Please refer to daltile.com/LargeTiles for more information.

Special care should be taken when grouting with dark pigmented colors. A grout release is recommended to prevent finely powdered pigments from lodging in the pores of the surface. Use of a latex modified thin-set is recommended for installation.

7834 C.F. Hawn Freeway,
Dallas, Texas 75217 | 1.800.933.TILE

To view the complete collection of Daltile® products and information, visit our website at daltile.com.



IMAGINE WHAT'S POSSIBLE™

©2018 Daltile (2/18)